

SPECIFICATIONS

		EXORA BOLD 1.6		Exora 1.6	EXORA BOLD 1.6
		Premium CVT	Executive MT	Standard MT	Std CFE
Dimension & Weight					
Overall L x W x H	mm	4592 x 1809 x 1691			
Wheelbase	mm	2730			
Kerb weight	kg	1486	1422	1400	1455
Powertrain					
Engine		CFE	CPS	CPS	CFE
Compression ratio		8.9 : 1			
Maximum output	kW(hp) / rpm	103kW (138hp) @ 5000rpm			
Maximum torque	Nm / rpm	205Nm @ 2000rpm ~ 4000rpm			
Fuel tank capacity	Litre	55			
Performance					
Maximum speed	km/h	185	170		185
Acceleration 0 - 100km/h	sec	11.3	12.9		11.3
Fuel consumption @ 90km/h	L/100km	7.8	7.2		7.4
Minimum turning radius	m	5.4			
Chassis					
Power steering		Hydraulic			
Suspension	front / rear	MacPherson / Torsion Beam			
Brakes	front / rear	Disc/Disc	Disc/Drum		Disc/Disc
Tyre / Wheel size		205/55 R16	195/65 R15		205/55 R16
Features					
Seat & door trim finishing		Leather	Fabric		
Side skirting		√	-		√
Tilt steering			√		
Central door lock			√		
Alarm & keyless entry remote			√		
Front & rear power window			√		
Reverse sensor			√		
Immobiliser			√		
Side mirror with LED turn signal			√		
Audio system		DVD + MP3 + Bluetooth		CD + MP3	
Dual SRS airbags with seatbelt pre-tensioner			√		
ABS with EBD		√	-		√
Steering wheel with audio switches		√	-		
Driver's seat height adjuster			√		
Electric door mirrors		with electric fold	√		
Front fog lamps		√	-		
Rear spoiler		√	-		
Auto cruise		√	-		
Reverse camera		√	-		
Smoked rear combi light		√	-		√
Accessories					
Coil mats			√		
Car safety kit			√		
Boot organiser		√	-		
Door visors		√	-		
Tinted windows		√	-		
Multipurpose container		√	-		
Navigator		√	-		
Colour Options					
Cocoa Grey			√		
Elegant Brown			√		
Plum Red			√		
Genetic Silver			√		
Solid White			√		
Tranquility Black		-	√		



Cocoa Grey



Elegant Brown



Plum Red



Genetic Silver



Solid White



Tranquility Black

All information detailed in this leaflet is correct at the time of printing. Perusahaan Otomobil Nasional Sdn. Bhd. reserves the right to make changes to the colours, features and/or other specifications detailed in this leaflet as well as discontinue any individual model without prior notice. The vehicle may differ slightly from those featured in this leaflet. Please consult your PROTON dealer to ensure the vehicle is in accordance with your expectations. 2012 (All rights reserved) Perusahaan Otomobil Nasional Sdn. Bhd.

EXORA BOLD 140512REV4

Proton

EXORA BOLD

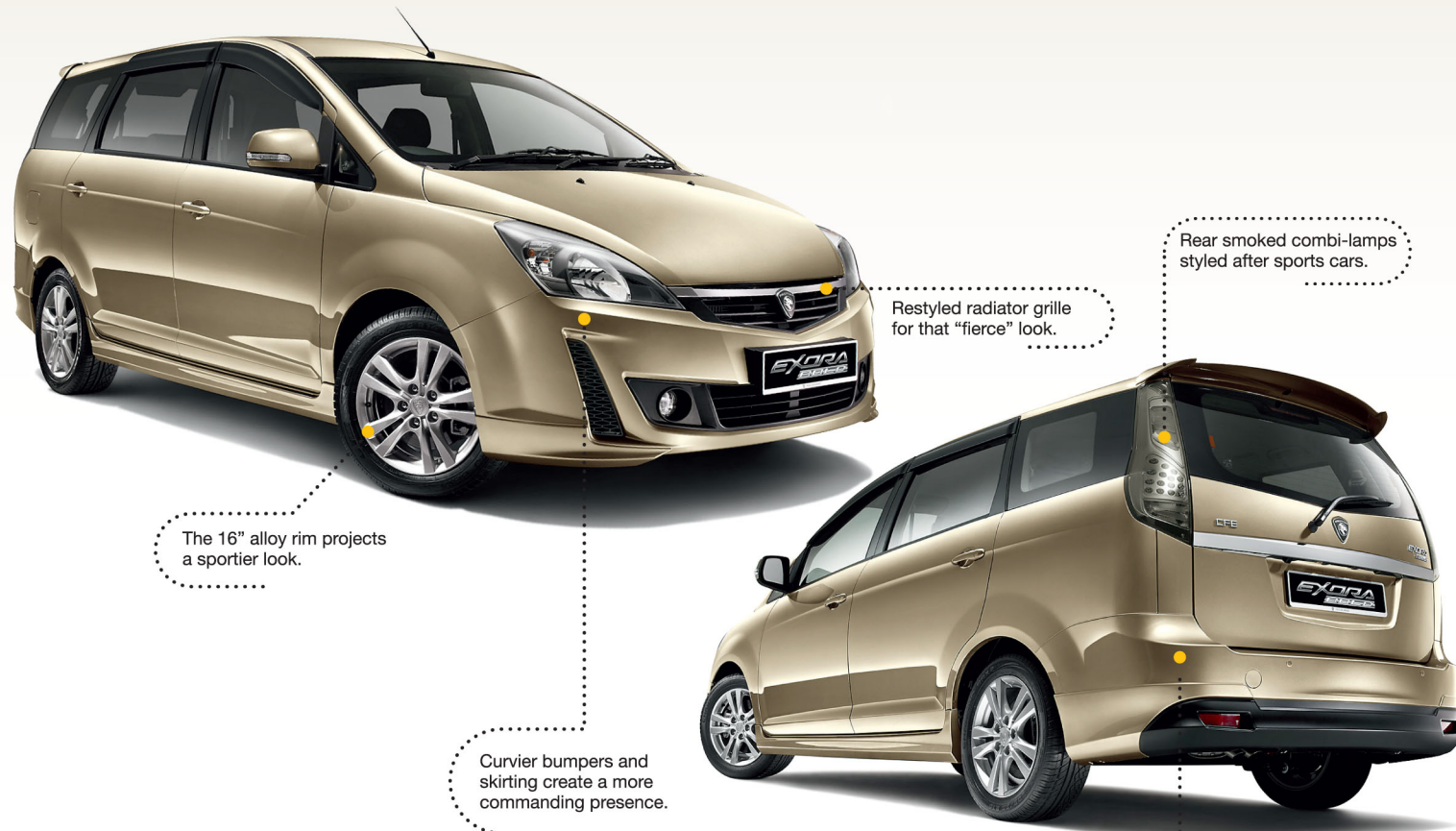
More power. More style.
Space is a bonus.



THE NEW Proton *EXORA BOLD*

Bold sums up the enhancements we've made like the powerful 1.6L CFE engine in our Premium variant that gives you the performance of a 2.0L engine. The Standard and Executive variants that use the CPS engine complete the Bold line-up that comes with a new stylish exterior, plus cool new features and gadgets to make your pulse race - all part of our commitment to give you the best.

EXTERIOR STYLING



ENHANCED PERFORMANCE

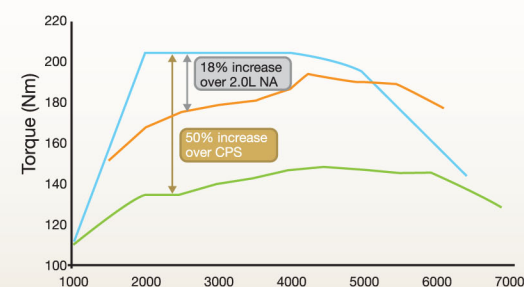


CHARGED FUEL EFFICIENCY (CFE) ENGINE*

Boosted by a more efficient 1.6L engine, you get the powerful performance comparable to a 2.0L engine but with lower fuel consumption. The additional power only kicks in when it's needed like in overtaking or accelerating, thus conserving fuel in docile driving conditions. In short, this "pay-as-you-go" engine concept gives you more "vroom" for every litre of petrol used.

CFE PERFORMANCE*

- The forced induction technology in the CFE engine is capable of producing torque output similar to a 2.0L car.



Peak torque	205Nm @ 2000-4000rpm
Peak power	103kW (138hp) @ 5000rpm

NA (naturally aspirated)

INTERIOR ELEGANCE



Bright easy-to-read meter fascia provides clear driving info.



Steering wheel with leather wrap for better grip and looks.*

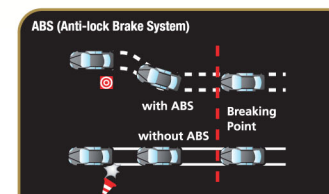


Centre console with chrome-like finish gives it a polished look.*

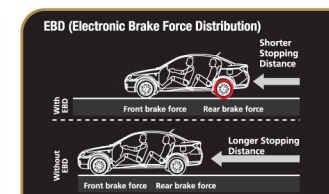


Ergonomic leather seats make driving extra comfortable.*

ACTIVE SAFETY



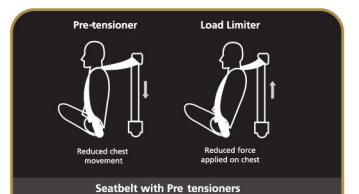
ABS helps stabilise the car on slippery roads.***



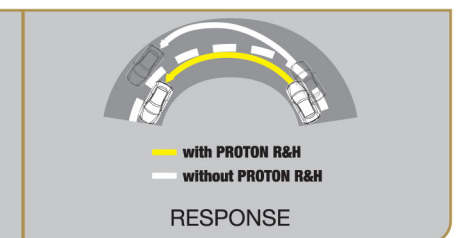
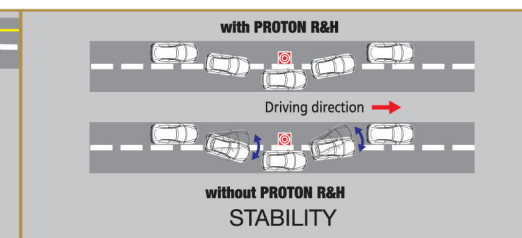
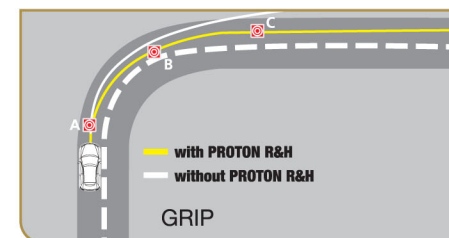
EBD automatically balances the car for more stable braking.***



Dual SRS airbags protect the driver and front passenger.



Pre-tensioner seatbelts help slow upper body movement to prevent serious injury.



PROTON Ride & Handling gives you better control whatever the road condition.



EVEN MORE FEATURES



DVD player provides continuous entertainment throughout your journey.**



GPS navigator directs you to wherever you want to go.*



Electric foldable wing mirrors make parking in tight spots easier.*



Reverse camera allows for safer maneuvering when reversing.*



Expand the interior space greatly with foldable 2nd and 3rd row seats.

* Premium CVT variant only.
 ** Executive MT and Premium CVT variants only.
 *** Executive MT, Premium CVT & Std CFE variants only.